

ELECTRICAL COMPONENT LOCATOR - CONVERTIBLE

Article Text (p. 2)

1983 Volkswagen Rabbit

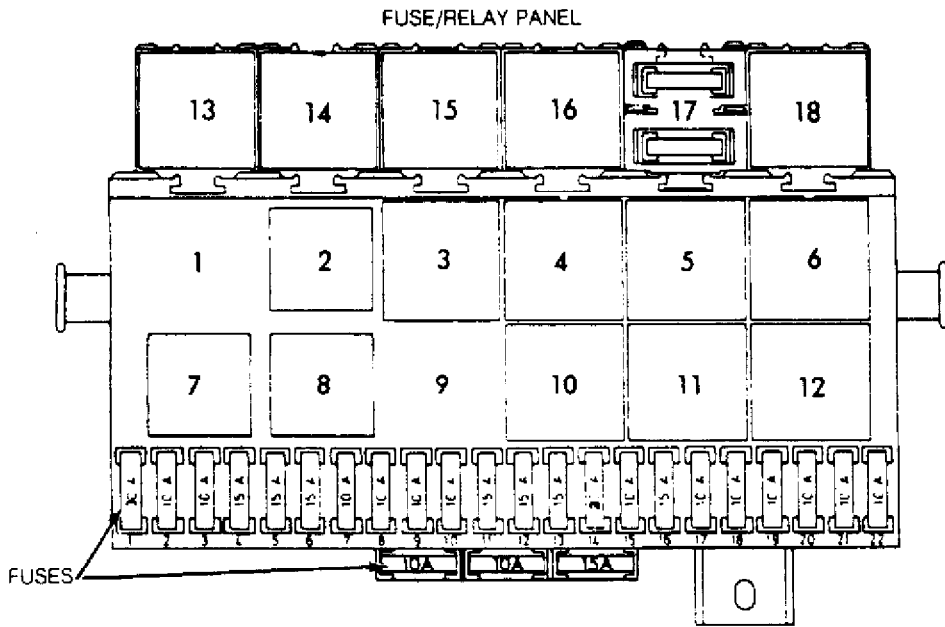
For <http://volkswagen.msk.ru>

Copyright © 1998 Mitchell Repair Information Company, LLC

Thursday, March 15, 2001 11:26PM

CONTROL UNITS

Component	Component Location
Control Pressure Regulator	Front of engine compartment.
Dynamic Oil Pressure Control Unit	On back of speedometer.
Idle Stabilizer Control Unit	In tray area at left rear of engine compartment.
Ignition Control Unit	In tray area at left rear of engine compartment.
Oxygen Sensor Control unit	At right side of glove box.



RELAYS

- 1. Not Used
- 2. Fuel Pump Relay
- 3. Seat Belt Warning Relay
- 4. Upshift Indicator Control Unit
- 5. A/C Relay
- 6. Dual Horn Relay
- 7. Not Used
- 8. Load Reduction Relay
- 9. Not Used

- 10. Intermittent Wiper Relay
- 11. Rear Wiper Relay
- 12. Hazard/Turn Signal Flasher Relay
- 13. or 14. Seat Belt Interlock Relay (Conv.)
- 14. Power Window Relay (Scirocco)
- 15. Oxygen Sensor (OXS) Relay
- 16. Hot Start Pulse Relay
- 17. Fuse Adapter
- 18. Coolant Level & Oxygen Sensor Thermostatic Relay

Upshift Indicator Control Unit

Position 4 on fuse/relay panel.

RELAYS

ELECTRICAL COMPONENT LOCATOR - CONVERTIBLE

Article Text (p. 3)

1983 Volkswagen Rabbit

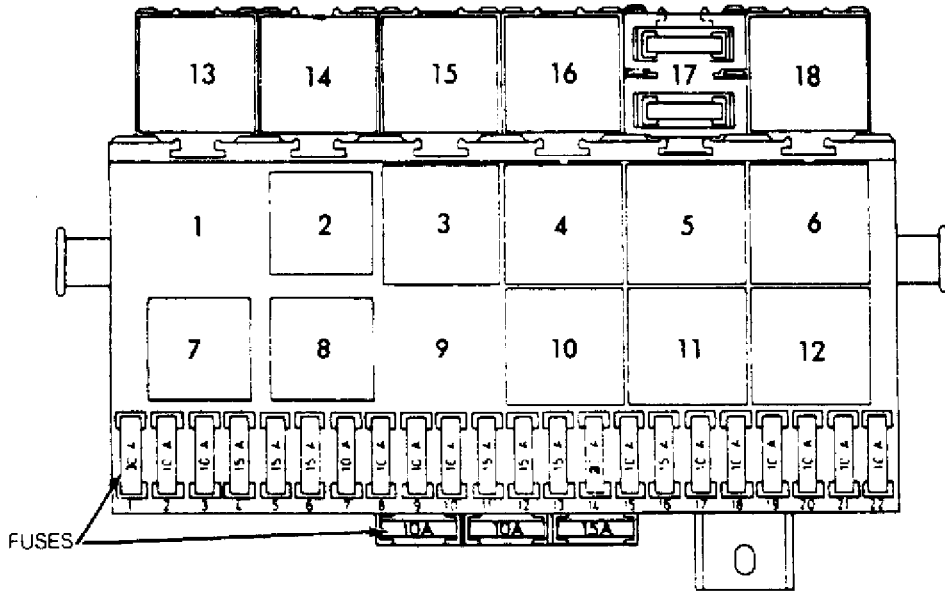
For <http://volkswagen.msk.ru>

Copyright © 1998 Mitchell Repair Information Company, LLC

Thursday, March 15, 2001 11:26PM

Component Component Location

FUSE/RELAY PANEL



RELAYS

- 1. Not Used
- 2. Fuel Pump Relay
- 3. Seat Belt Warning Relay
- 4. Upshift Indicator Control Unit
- 5. A/C Relay
- 6. Dual Horn Relay
- 7. Not Used
- 8. Load Reduction Relay
- 9. Not Used

- 10. Intermittent Wiper Relay
- 11. Rear Wiper Relay
- 12. Hazard/Turn Signal Flasher Relay
- 13. or 14. Seat Belt Interlock Relay (Conv.)
- 14. Power Window Relay (Scirocco)
- 15. Oxygen Sensor (OXS) Relay
- 16. Hot Start Pulse Relay
- 17. Fuse Adapter
- 18. Coolant Level & Oxygen Sensor Thermoswitch Relay

A/C Relay

Position 5 on fuse/relay panel.

ELECTRICAL COMPONENT LOCATOR - CONVERTIBLE

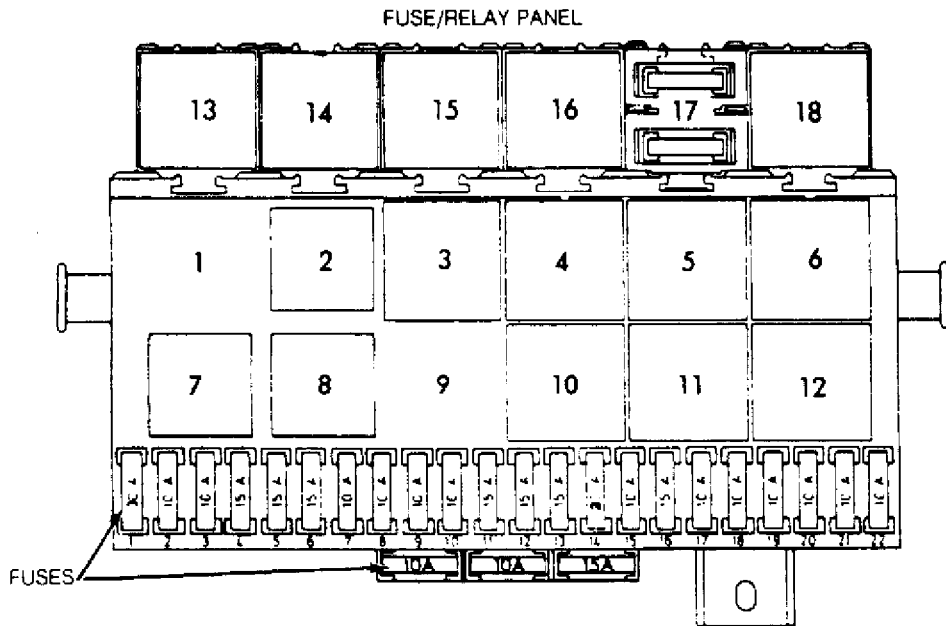
Article Text (p. 4)

1983 Volkswagen Rabbit

For <http://volkswagen.msk.ru>

Copyright © 1998 Mitchell Repair Information Company, LLC

Thursday, March 15, 2001 11:26PM



RELAYS

1. Not Used
2. Fuel Pump Relay
3. Seat Belt Warning Relay
4. Upshift Indicator Control Unit
5. A/C Relay
6. Dual Horn Relay
7. Not Used
8. Load Reduction Relay
9. Not Used

10. Intermittent Wiper Relay
11. Rear Wiper Relay
12. Hazard/Turn Signal Flasher Relay
13. or 14. Seat Belt Interlock Relay (Conv.)
14. Power Window Relay (Scirocco)
15. Oxygen Sensor (OXS) Relay
16. Hot Start Pulse Relay
17. Fuse Adapter
18. Coolant Level & Oxygen Sensor Thermo switch Relay

Coolant Level & Oxygen Sensor
Thermo Sw. Relay

Position 18 on fuse/relay
panel.

ELECTRICAL COMPONENT LOCATOR - CONVERTIBLE

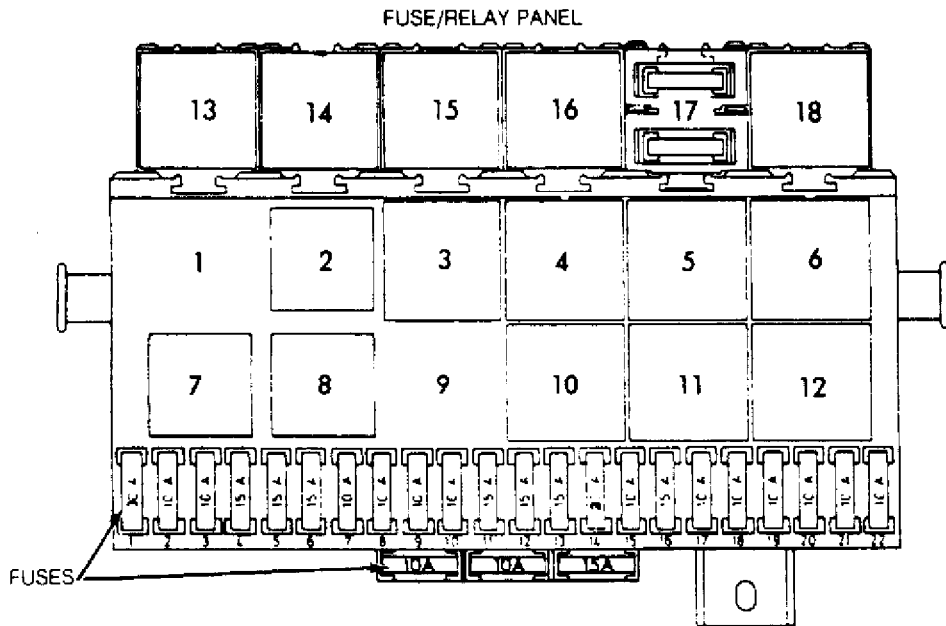
Article Text (p. 5)

1983 Volkswagen Rabbit

For <http://volkswagen.msk.ru>

Copyright © 1998 Mitchell Repair Information Company, LLC

Thursday, March 15, 2001 11:26PM



RELAYS

1. Not Used
2. Fuel Pump Relay
3. Seat Belt Warning Relay
4. Upshift Indicator Control Unit
5. A/C Relay
6. Dual Horn Relay
7. Not Used
8. Load Reduction Relay
9. Not Used

10. Intermittent Wiper Relay
11. Rear Wiper Relay
12. Hazard/Turn Signal Flasher Relay
13. or 14. Seat Belt Interlock Relay (Conv.)
14. Power Window Relay (Scirocco)
15. Oxygen Sensor (OXS) Relay
16. Hot Start Pulse Relay
17. Fuse Adapter
18. Coolant Level & Oxygen Sensor Thermoswitch Relay

Dual Horn Relay

Position 6 on fuse/relay panel.

ELECTRICAL COMPONENT LOCATOR - CONVERTIBLE

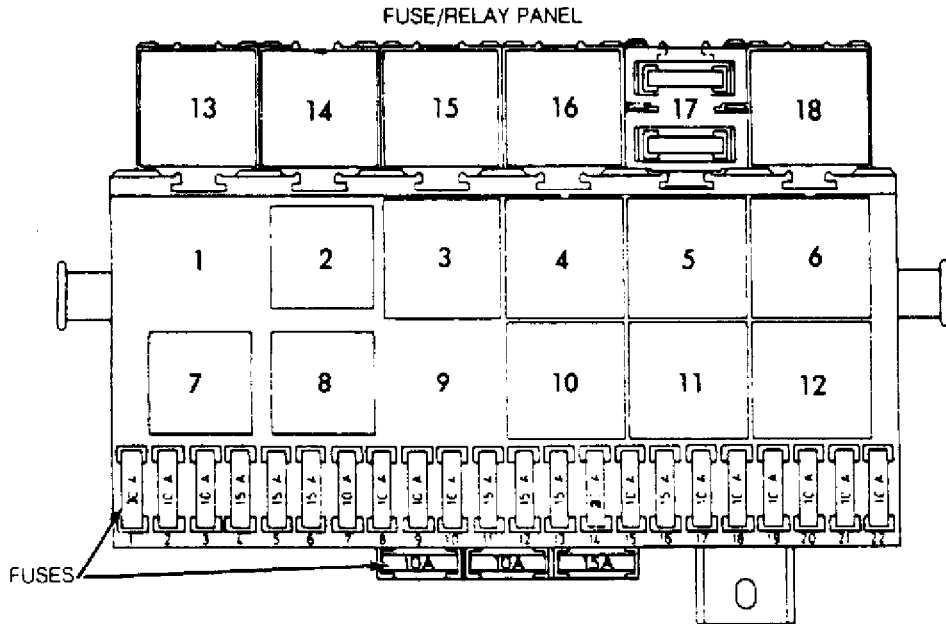
Article Text (p. 6)

1983 Volkswagen Rabbit

For <http://volkswagen.msk.ru>

Copyright © 1998 Mitchell Repair Information Company, LLC

Thursday, March 15, 2001 11:26PM



RELAYS

- | | |
|-----------------------------------|--|
| 1. Not Used | 10. Intermittent Wiper Relay |
| 2. Fuel Pump Relay | 11. Rear Wiper Relay |
| 3. Seat Belt Warning Relay | 12. Hazard/Turn Signal Flasher Relay |
| 4. Upshift Indicator Control Unit | 13. or 14. Seat Belt Interlock Relay (Conv.) |
| 5. A/C Relay | 14. Power Window Relay (Scirocco) |
| 6. Dual Horn Relay | 15. Oxygen Sensor (OXS) Relay |
| 7. Not Used | 16. Hot Start Pulse Relay |
| 8. Load Reduction Relay | 17. Fuse Adapter |
| 9. Not Used | 18. Coolant Level & Oxygen Sensor Thermoswitch Relay |

Fuel Pump Relay

Position 2 on fuse/relay panel.

ELECTRICAL COMPONENT LOCATOR - CONVERTIBLE

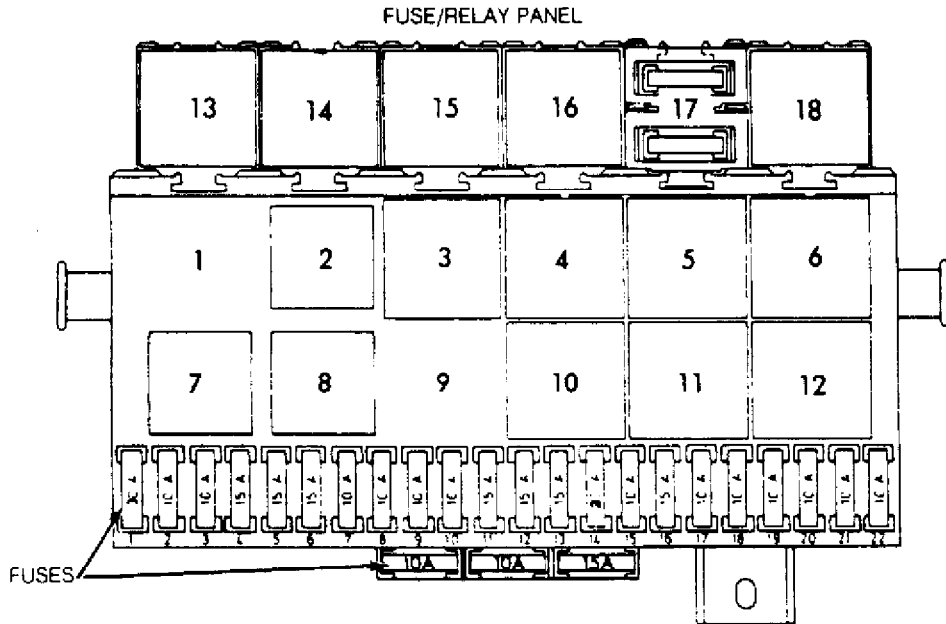
Article Text (p. 7)

1983 Volkswagen Rabbit

For <http://volkswagen.msk.ru>

Copyright © 1998 Mitchell Repair Information Company, LLC

Thursday, March 15, 2001 11:26PM



RELAYS

- | | |
|-----------------------------------|---|
| 1. Not Used | 10. Intermittent Wiper Relay |
| 2. Fuel Pump Relay | 11. Rear Wiper Relay |
| 3. Seat Belt Warning Relay | 12. Hazard/Turn Signal Flasher Relay |
| 4. Upshift Indicator Control Unit | 13. or 14. Seat Belt Interlock Relay (Conv.) |
| 5. A/C Relay | 14. Power Window Relay (Scirocco) |
| 6. Dual Horn Relay | 15. Oxygen Sensor (OXS) Relay |
| 7. Not Used | 16. Hot Start Pulse Relay |
| 8. Load Reduction Relay | 17. Fuse Adapter |
| 9. Not Used | 18. Coolant Level & Oxygen Sensor Thermo-switch Relay |

Hazard/Turn Signal Flasher Relay

Position 12 on fuse/relay panel.

ELECTRICAL COMPONENT LOCATOR - CONVERTIBLE

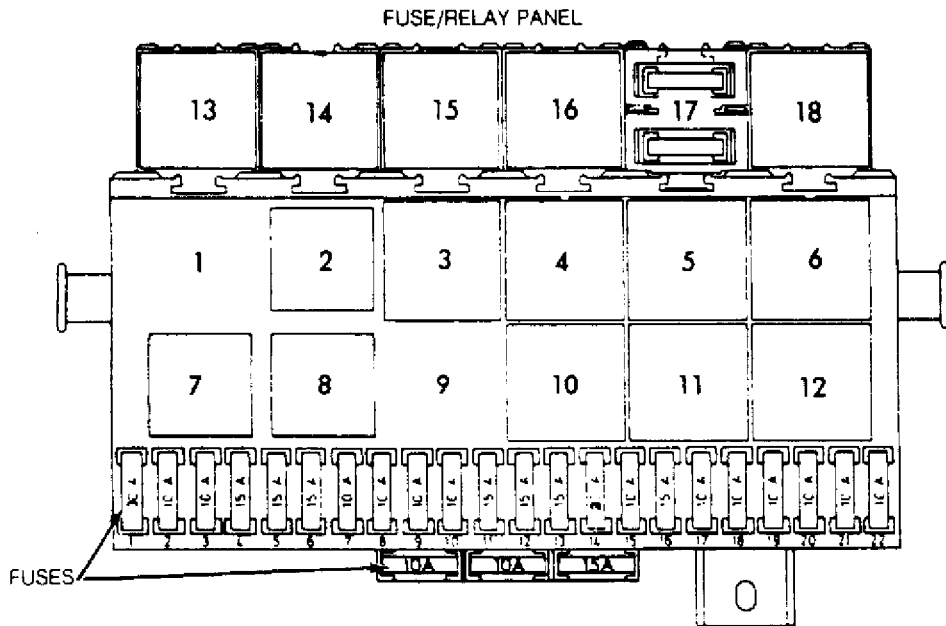
Article Text (p. 8)

1983 Volkswagen Rabbit

For <http://volkswagen.msk.ru>

Copyright © 1998 Mitchell Repair Information Company, LLC

Thursday, March 15, 2001 11:26PM



RELAYS

1. Not Used
2. Fuel Pump Relay
3. Seat Belt Warning Relay
4. Upshift Indicator Control Unit
5. A/C Relay
6. Dual Horn Relay
7. Not Used
8. Load Reduction Relay
9. Not Used

10. Intermittent Wiper Relay
11. Rear Wiper Relay
12. Hazard/Turn Signal Flasher Relay
13. or 14. Seat Belt Interlock Relay (Conv.)
14. Power Window Relay (Scirocco)
15. Oxygen Sensor (OXS) Relay
16. Hot Start Pulse Relay
17. Fuse Adapter
18. Coolant Level & Oxygen Sensor Thermoswitch Relay

Hot Start Pulse Relay

Position 16 on fuse/relay panel.

ELECTRICAL COMPONENT LOCATOR - CONVERTIBLE

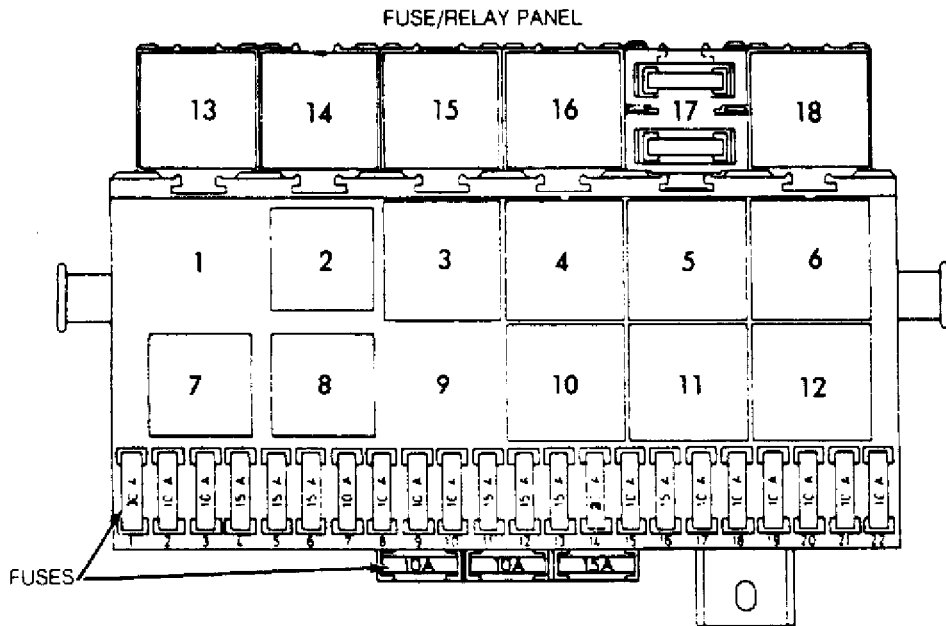
Article Text (p. 9)

1983 Volkswagen Rabbit

For <http://volkswagen.msk.ru>

Copyright © 1998 Mitchell Repair Information Company, LLC

Thursday, March 15, 2001 11:26PM



RELAYS

1. Not Used
2. Fuel Pump Relay
3. Seat Belt Warning Relay
4. Upshift Indicator Control Unit
5. A/C Relay
6. Dual Horn Relay
7. Not Used
8. Load Reduction Relay
9. Not Used

10. Intermittent Wiper Relay
11. Rear Wiper Relay
12. Hazard/Turn Signal Flasher Relay
13. or 14. Seat Belt Interlock Relay (Conv.)
14. Power Window Relay (Scirocco)
15. Oxygen Sensor (OXS) Relay
16. Hot Start Pulse Relay
17. Fuse Adapter
18. Coolant Level & Oxygen Sensor Thermoswitch Relay

Intermittent Wiper Relay

Position 10 on fuse/relay panel.

ELECTRICAL COMPONENT LOCATOR - CONVERTIBLE

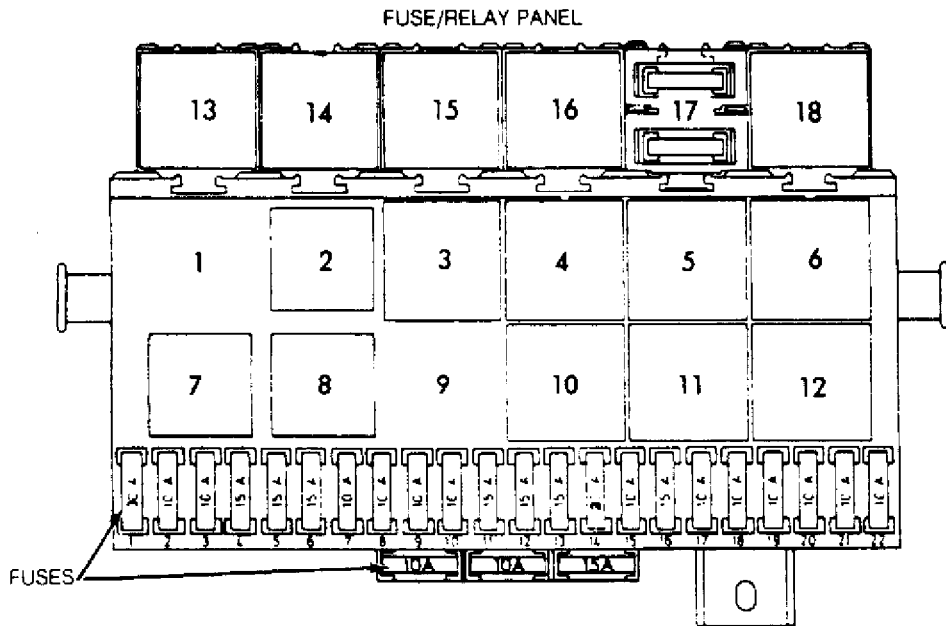
Article Text (p. 10)

1983 Volkswagen Rabbit

For <http://volkswagen.msk.ru>

Copyright © 1998 Mitchell Repair Information Company, LLC

Thursday, March 15, 2001 11:26PM



RELAYS

1. Not Used
2. Fuel Pump Relay
3. Seat Belt Warning Relay
4. Upshift Indicator Control Unit
5. A/C Relay
6. Dual Horn Relay
7. Not Used
8. Load Reduction Relay
9. Not Used

10. Intermittent Wiper Relay
11. Rear Wiper Relay
12. Hazard/Turn Signal Flasher Relay
13. or 14. Seat Belt Interlock Relay (Conv.)
14. Power Window Relay (Scirocco)
15. Oxygen Sensor (OXS) Relay
16. Hot Start Pulse Relay
17. Fuse Adapter
18. Coolant Level & Oxygen Sensor Thermoswitch Relay

Load Reduction Relay

Position 8 on fuse/relay panel.

ELECTRICAL COMPONENT LOCATOR - CONVERTIBLE

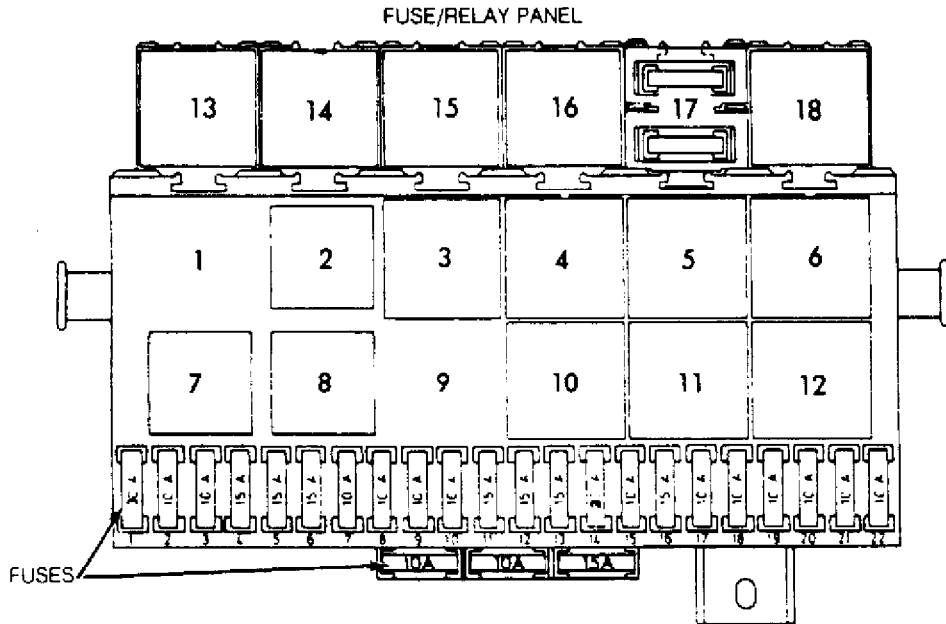
Article Text (p. 11)

1983 Volkswagen Rabbit

For <http://volkswagen.msk.ru>

Copyright © 1998 Mitchell Repair Information Company, LLC

Thursday, March 15, 2001 11:26PM



RELAYS

1. Not Used
2. Fuel Pump Relay
3. Seat Belt Warning Relay
4. Upshift Indicator Control Unit
5. A/C Relay
6. Dual Horn Relay
7. Not Used
8. Load Reduction Relay
9. Not Used

10. Intermittent Wiper Relay
11. Rear Wiper Relay
12. Hazard/Turn Signal Flasher Relay
13. or 14. Seat Belt Interlock Relay (Conv.)
14. Power Window Relay (Scirocco)
15. Oxygen Sensor (OXS) Relay
16. Hot Start Pulse Relay
17. Fuse Adapter
18. Coolant Level & Oxygen Sensor Thermoswitch Relay

Oxygen Sensor (OXS) Relay

Position 15 on fuse/relay panel.

ELECTRICAL COMPONENT LOCATOR - CONVERTIBLE

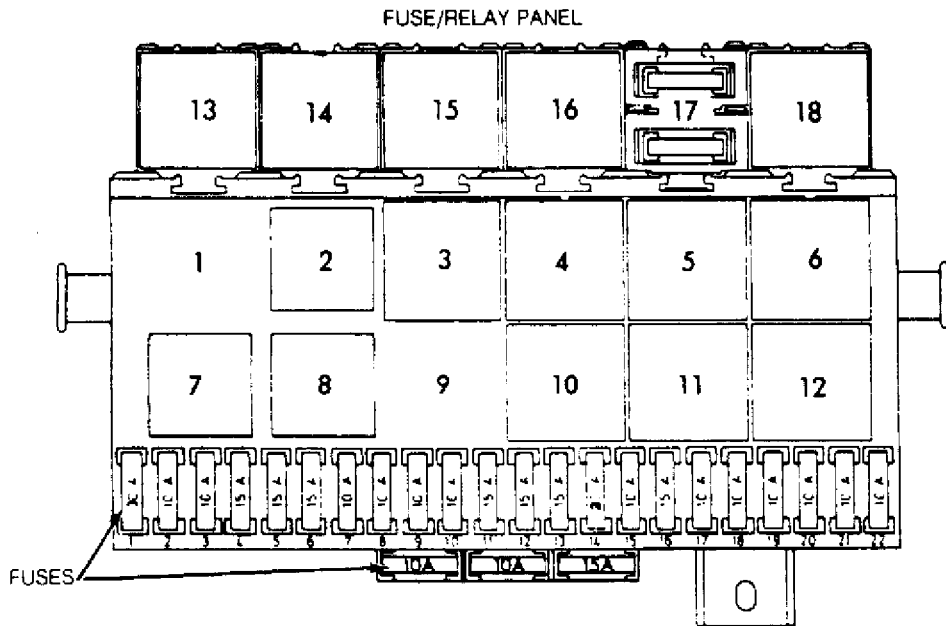
Article Text (p. 12)

1983 Volkswagen Rabbit

For <http://volkswagen.msk.ru>

Copyright © 1998 Mitchell Repair Information Company, LLC

Thursday, March 15, 2001 11:26PM



RELAYS

1. Not Used
2. Fuel Pump Relay
3. Seat Belt Warning Relay
4. Upshift Indicator Control Unit
5. A/C Relay
6. Dual Horn Relay
7. Not Used
8. Load Reduction Relay
9. Not Used

10. Intermittent Wiper Relay
11. Rear Wiper Relay
12. Hazard/Turn Signal Flasher Relay
13. or 14. Seat Belt Interlock Relay (Conv.)
14. Power Window Relay (Scirocco)
15. Oxygen Sensor (OXS) Relay
16. Hot Start Pulse Relay
17. Fuse Adapter
18. Coolant Level & Oxygen Sensor Thermoswitch Relay

Rear Wiper Relay

Position 11 on fuse/relay panel.

ELECTRICAL COMPONENT LOCATOR - CONVERTIBLE

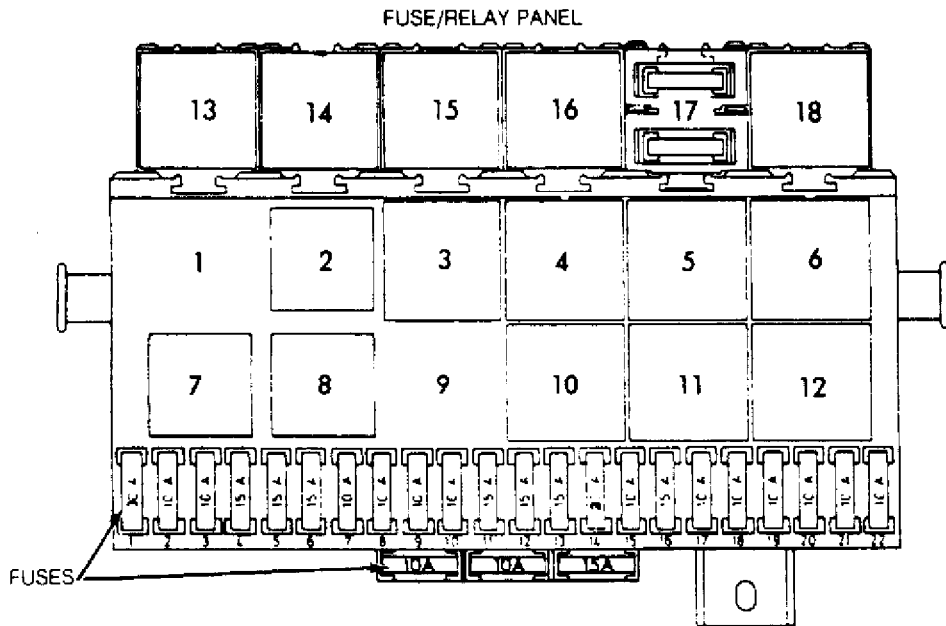
Article Text (p. 13)

1983 Volkswagen Rabbit

For <http://volkswagen.msk.ru>

Copyright © 1998 Mitchell Repair Information Company, LLC

Thursday, March 15, 2001 11:26PM



RELAYS

1. Not Used
2. Fuel Pump Relay
3. Seat Belt Warning Relay
4. Upshift Indicator Control Unit
5. A/C Relay
6. Dual Horn Relay
7. Not Used
8. Load Reduction Relay
9. Not Used

10. Intermittent Wiper Relay
11. Rear Wiper Relay
12. Hazard/Turn Signal Flasher Relay
13. or 14. Seat Belt Interlock Relay (Conv.)
14. Power Window Relay (Scirocco)
15. Oxygen Sensor (OXS) Relay
16. Hot Start Pulse Relay
17. Fuse Adapter
18. Coolant Level & Oxygen Sensor Thermoswitch Relay

Seat Belt Interlock
Relay (Conv.)

Position 13 or 14 on
fuse/relay panel.

ELECTRICAL COMPONENT LOCATOR - CONVERTIBLE

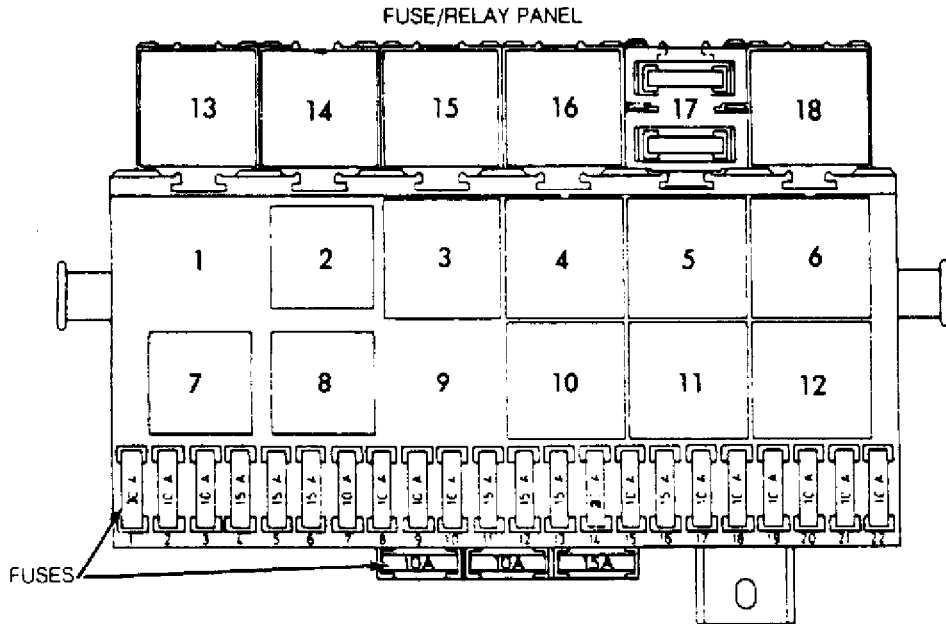
Article Text (p. 14)

1983 Volkswagen Rabbit

For <http://volkswagen.msk.ru>

Copyright © 1998 Mitchell Repair Information Company, LLC

Thursday, March 15, 2001 11:26PM



RELAYS

- 1. Not Used
- 2. Fuel Pump Relay
- 3. Seat Belt Warning Relay
- 4. Upshift Indicator Control Unit
- 5. A/C Relay
- 6. Dual Horn Relay
- 7. Not Used
- 8. Load Reduction Relay
- 9. Not Used

- 10. Intermittent Wiper Relay
- 11. Rear Wiper Relay
- 12. Hazard/Turn Signal Flasher Relay
- 13. or 14. Seat Belt Interlock Relay (Conv.)
- 14. Power Window Relay (Scirocco)
- 15. Oxygen Sensor (OXS) Relay
- 16. Hot Start Pulse Relay
- 17. Fuse Adapter
- 18. Coolant Level & Oxygen Sensor Thermoswitch Relay

Seat Belt Warning Relay

Position 3 on fuse/relay panel.

Voltage Supply Relay

Left rear engine compartment.

AA

MOTORS

AA

Component

Component Location

AA

Fuel Pump

Under right side of vehicle at frame.

Front Washer Motor

Near fluid reservoir.

Front Wiper Motor

In tray area at rear of engine compartment.

Power Window Motors

One in each door panel.

Rear Washer Motor

On washer reservoir inside right panel.

ELECTRICAL COMPONENT LOCATOR - CONVERTIBLE

Article Text (p. 15)

1983 Volkswagen Rabbit

For <http://volkswagen.msk.ru>

Copyright © 1998 Mitchell Repair Information Company, LLC

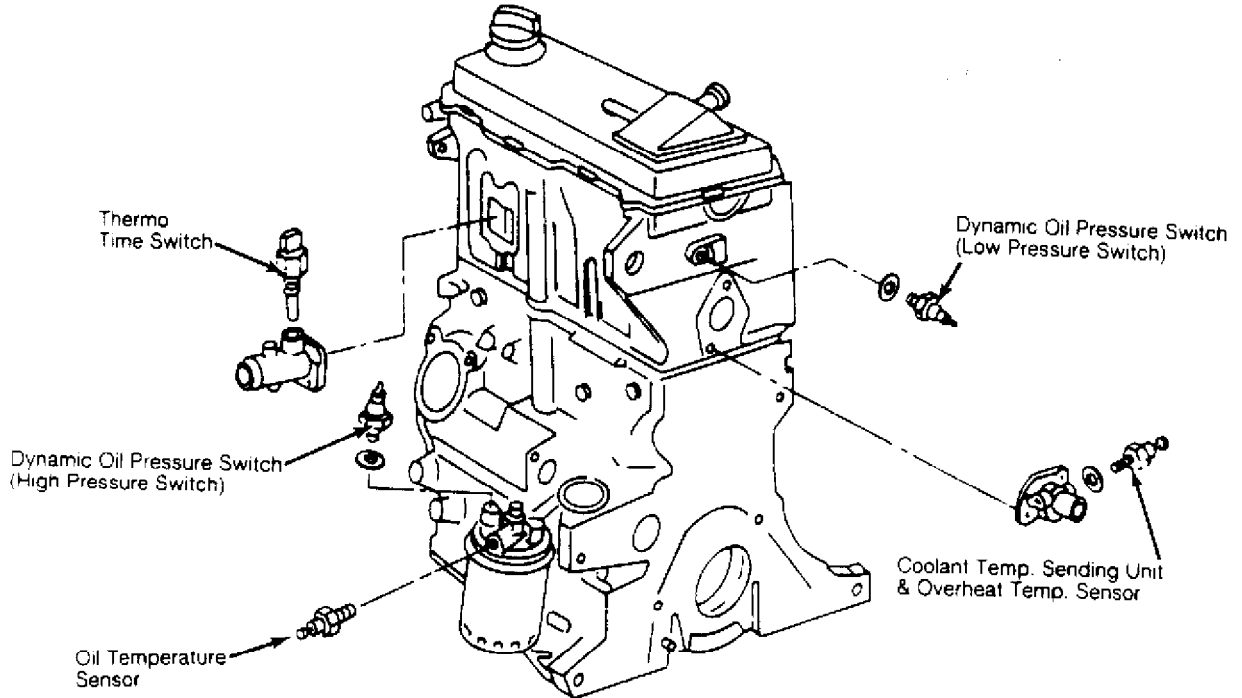
Thursday, March 15, 2001 11:26PM

Rear Wiper Motor Inside bottom of hatch.
AA

SENDING UNITS/SENSORS

AA

Component	Component Location
A/C Ambient Temp. Sensor	On left side of radiator.
Brake Fluid Level Sensor	On brake fluid reservoir cap.
Coolant Level Sensor	In coolant reservoir tank.



Coolant Temp. Sending Unit & Overheat Temp. Sensor In water outlet at end of cylinder head.

Fuel Gauge Sending Unit In center top of fuel tank (under rear seat).

ELECTRICAL COMPONENT LOCATOR - CONVERTIBLE

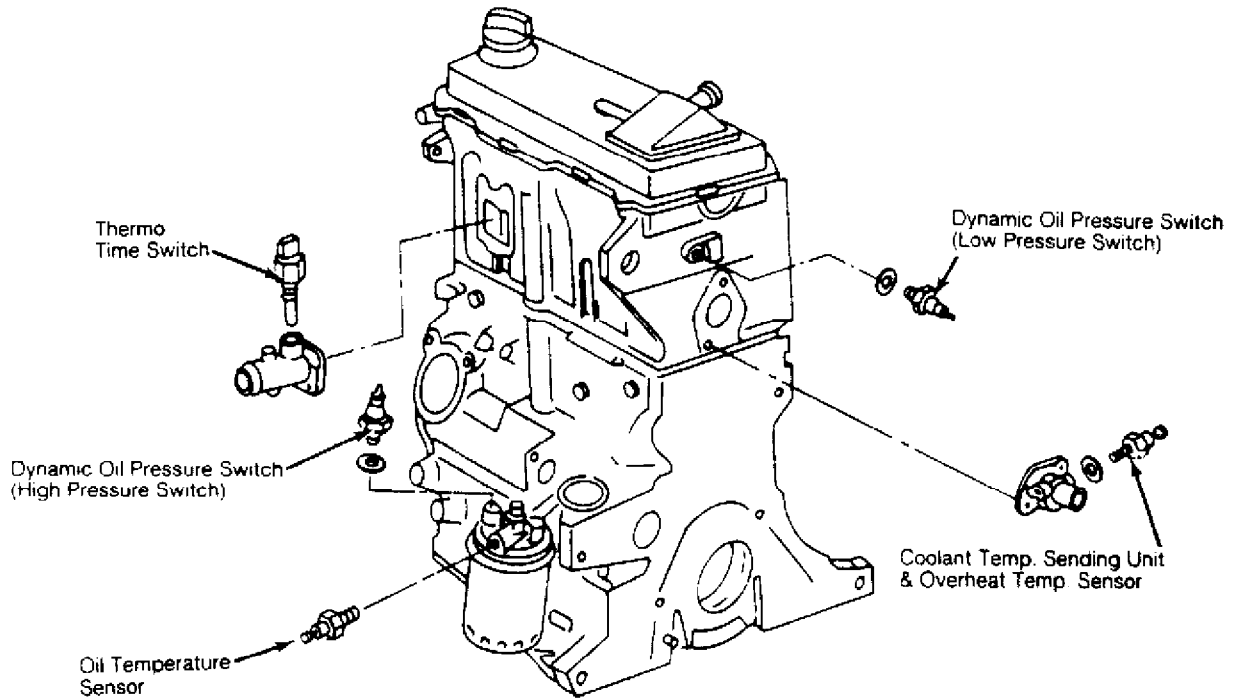
Article Text (p. 16)

1983 Volkswagen Rabbit

For <http://volkswagen.msk.ru>

Copyright © 1998 Mitchell Repair Information Company, LLC

Thursday, March 15, 2001 11:26PM



Oil Temperature Sensor

In oil filter bracket.

Oxygen Sensor

In exhaust manifold.

AA

SWITCHES

AA

Component	Component Location
Back-Up Light Switch (Man. Trans.)	On transaxle.

Brake/Stop Light Switch	On master cylinder.
-------------------------	---------------------

Cooling Fan Thermo Switch	Left side of radiator, just below center.
---------------------------	---

Dynamic Oil Pressure Switches

ELECTRICAL COMPONENT LOCATOR - CONVERTIBLE

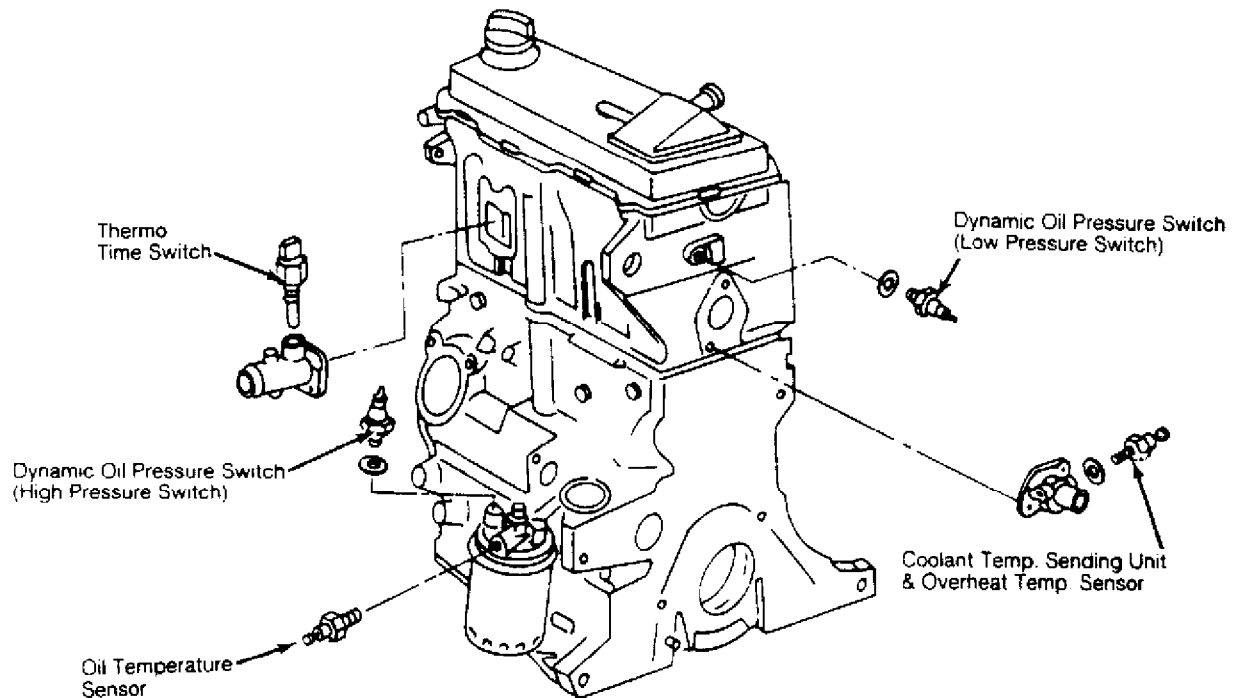
Article Text (p. 17)

1983 Volkswagen Rabbit

For <http://volkswagen.msk.ru>

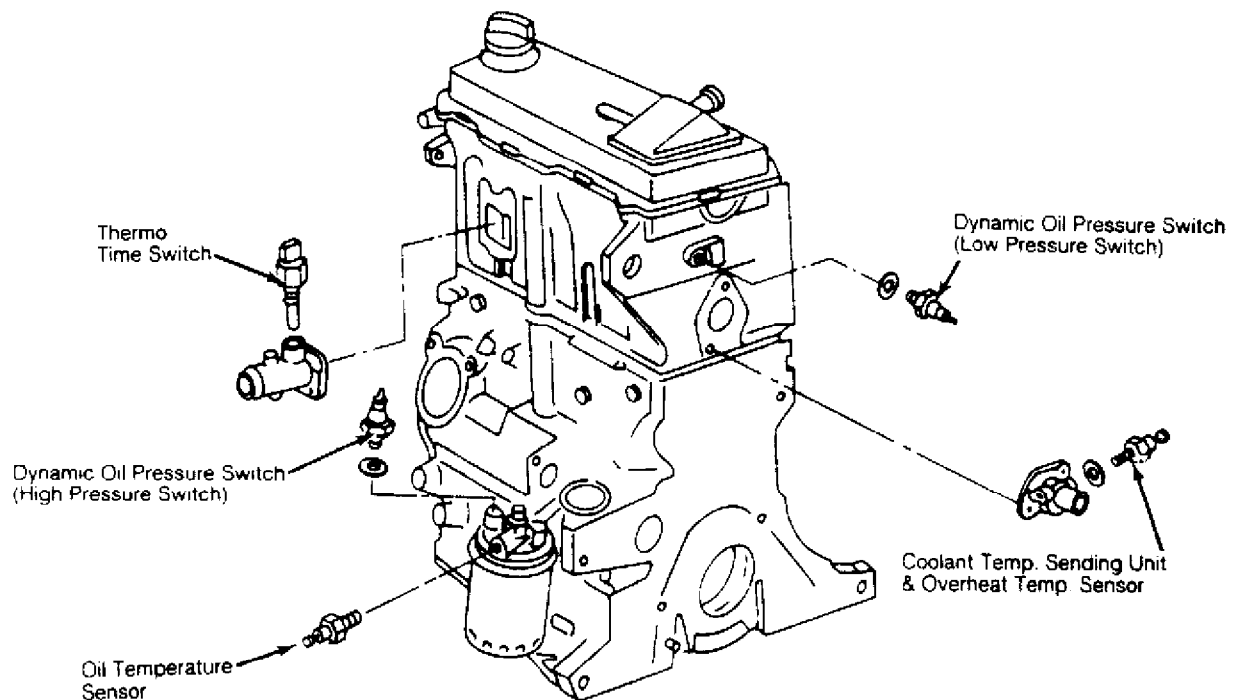
Copyright © 1998 Mitchell Repair Information Company, LLC

Thursday, March 15, 2001 11:26PM



Low Pressure Switch

At rear of cylinder head.



High Pressure Switch

On oil filter bracket.

Neutral/Start Switch (Auto. Trans.)

Under console, at bottom of selector lever.

Oxygen Sensor Thermo Switch

In catalytic converter.

ELECTRICAL COMPONENT LOCATOR - CONVERTIBLE

Article Text (p. 18)

1983 Volkswagen Rabbit

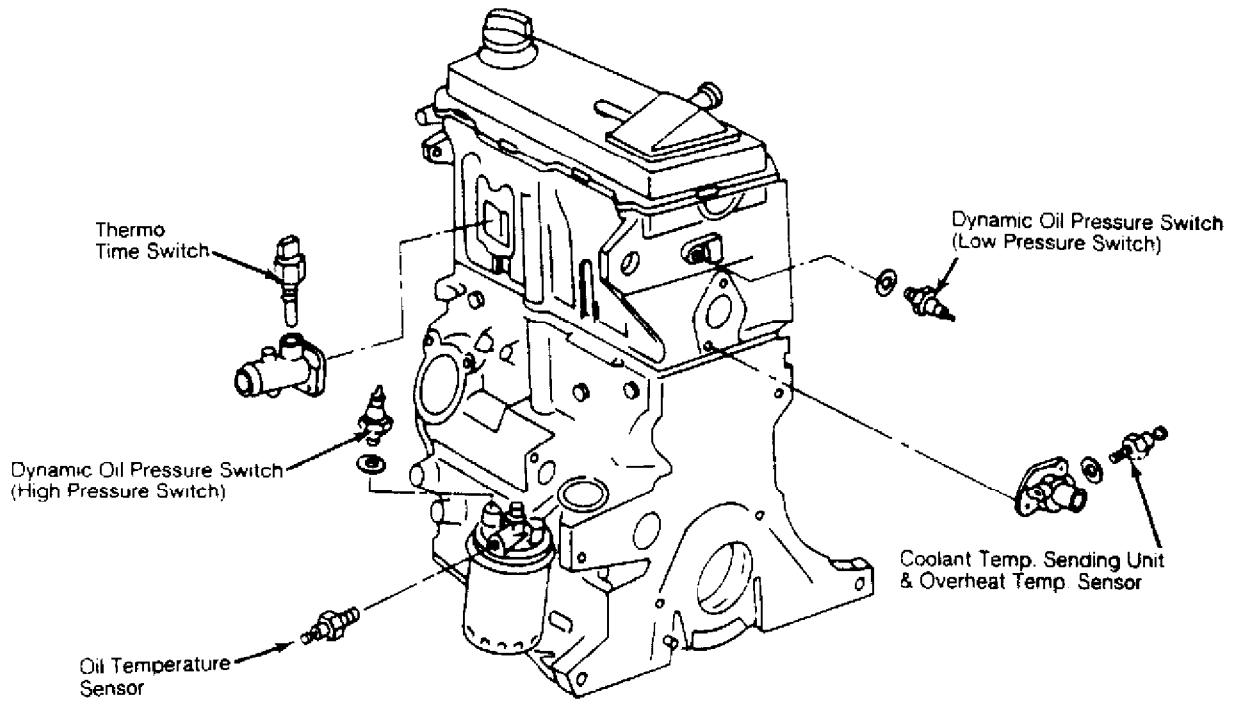
For <http://volkswagen.msk.ru>

Copyright © 1998 Mitchell Repair Information Company, LLC

Thursday, March 15, 2001 11:26PM

Parking Brake Switch

At base of parking brake lever.



Thermo Time Switch

In coolant supply flange between No. 1 & No. 2 cylinders.

Upshift Indicator Pressure Switch

In vacuum line to distributor vacuum chamber.

AA

END OF ARTICLE